



FARMALL C

56 - 75HP(CV) RATED POWER



The image shows the interior of a tractor cab, featuring a steering wheel with the Case IH logo, a dashboard with multiple gauges, and a control panel with various levers and buttons. A red rectangular box is overlaid on the upper right portion of the image, containing text.

BE READY – WITH CASE IH.

More than 160 years of experience in agriculture gives us a clear insight into the needs of farmers and their important role in providing us all with food, milk and energy. Over recent decades we have been the first in the industry to introduce CVX technology on our Axial-Flow range and APM (Automatic Productivity Management) on our CVX tractors to save fuel and boost productivity. In the same way we have focussed together with our customers on developing smaller tractors, creating a product range that features excellent manoeuvrability, visibility and handling. The new Farmall C Range is the result of this achievement.

PROUD TO DRIVE A FARMALL.

The Farmall name is deeply rooted in the Case IH brand history – offering powerful, versatile tractors since 1923. Today, the emphasis is still on compact dimensions, incredible manoeuvrability, ease of operation and high power to weight ratio to offer a huge range of capabilities. Robust and reliable, these tractors are designed to fit into livestock, wider orchards and daily farmyard business exactly where you need them.

Regardless of whether it's with mounted machinery, ground work or transport – Farmall C tractors live up to their reputation famously.



MODEL	RATED POWER	ENGINE
FARMALL 55 C	41kW / 56hp(CV)	4 cylinder 3.2 litre turbocharged
FARMALL 65 C	48kW / 65hp(CV)	4 cylinder 3.2 litre turbocharged
FARMALL 75 C	55kW / 75hp(CV)	4 cylinder 3.2 litre turbocharged

FARMALL PRACTICALITY – CASE IH COMFORT.

Well thought-out ergonomics with all frequently-used controls, such as gear lever, remote levers, hand throttle and the new integrated loader joystick (optional), close at hand and located on the front part of the right hand console. The left hand is free for steering and shuttling to ensure top productivity, especially during loading applications.

The spacious cab, large seat and adjustable steering wheel provide even the biggest operator with a relaxing, quiet working environment. There is also a comfortable passenger seat available. Wide doors and a flat floor make it easy to get in and out of the cab when you are running errands around the farm and it's much easier to keep the inside of the cab clean.

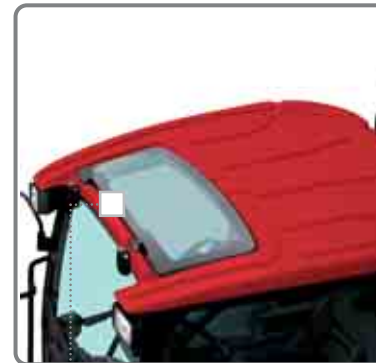
You have an excellent view of your work area and implements, enhanced by the optional high visibility roof window to make loader work easier and faster. Plus, the standard lighting package includes 6 lights to keep you in the picture at night time too. The comfort of the Farmall C cab and the easy-to-use controls really contribute to enhancing the cost-effectiveness of your farming business.



Easy to use thanks to intuitive and ergonomic layout of controls on the right-hand panel and B pillar.



With unsurpassed sight lines, the Farmall C cab features **surround vision** and an opening high-visibility cab roof window for unobstructed views in all directions.



Roof window for excellent view of loader work and low clearances.



Powershuttle. Stop and reverse direction at the flick of a lever for quick and easy manoeuvrability.

FARMALL C – READY FOR ACTION AROUND YOUR FARMYARD.

When you need hydraulic power, excellent power to weight ratio and manoeuvrability, these low clearance tractors are equally at home on jobs in and around buildings on dairy farms, in grassland applications and on heavier work in the field. With their low centre of gravity they are also ideal on farmland in steep and hilly terrain. An excellent power to weight ratio minimizes compaction during grassland operations.

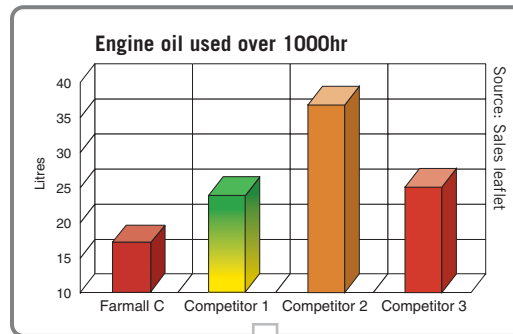


AGILITY COMES AS STANDARD.

The short wheelbase and tight turning circle give the Farmall C superb manoeuvrability.

HIGH PERFORMANCE.

The responsive 3.2 litre turbocharged engines are teamed with an assertive 12x12 speed mechanical transmission with 40kph, also available with Powershuttle. An optional creeper gearbox (20x20) allows you to achieve a speed as low as 123 metres/hour. The 540rpm PTO speed delivers plenty of drive for mowing, baling or even light power harrowing and plenty of economy for tedding and raking with the 540E PTO speed option.



Up to 54% less engine oil needed versus direct competition during 1000 operating hours. This means less maintenance costs and less down time.



VERSATILE HYDRAULIC POWER.


With a choice of up to 3 rear and 2 mid mounted hydraulic remotes, hydraulic flow can be directed as required to control a vast range of equipment. The hydraulics also provide over 2,150kg of lifting power. The Farmall C is designed to allow perfect front loader operation and to fit any equipment at the back. In the field, on the road and around the farmyard, you can rely on the Farmall C to deliver top productivity cost effectively.

SPECIFICATIONS

MODELS	FARMALL 55 C	FARMALL 65 C	FARMALL 75 C
ENGINE			
No. of cylinders / capacity (cm ³) / type	4 / 3200 / Turbocharged		
Rated engine power ECE R120 ¹⁾ @ 2,300rpm [kW / hp(CV)]	41 / 56	48 / 65	55 / 75
Max. torque ECE R120 ¹⁾ @ 1,300rpm (Nm)	221	260	310
Fuel tank capacity (litres)	90	90	90
TRANSMISSION			
12x12 Synchro Shift – Standard / Optional	with Synchroshuttle / with Powershuttle		
20x20 Synchro Shift with creeper – Standard / Optional	with Synchroshuttle / with Powershuttle		
DRIVE AND STEERING			
4WD front axle standard	electro-hydraulic engagement with limited slip differential lock		
Turning radius 4WD (mm)	3750		
POWER TAKE OFF			
Type	electro-hydraulic engagement		
Rear speeds available	540 - 540/540E as option		
HYDRAULIC SYSTEM			
Max. pump flow steering / hitch and external services (l/min)	28 / 48	28 / 48	28 / 48
Max. lift capacity (kg)	2150	2150	2150
WEIGHTS AND DIMENSIONS			
Min. Length (mm)	3792	3792	3792
Width (mm)	1938	1938	1938
Height (mm)	2420	2420	2420
Wheelbase (mm)	2102	2102	2102
Weight (2WD ROPS) (kg)	2300	2300	2300
Weight (4WD cab) (kg)	2800	2800	2800
STANDARD TYRES			
Front 2WD / 4WD	7.50-16 / 360/70R20	7.50-16 / 360/70R20	7.50-16 / 360/70R20
Rear	420/70R30	420/70R30	420/70R30

¹⁾ ECE R120 correspond to ISO TR14396



 Safety never hurts! Always read the Operator's Manual before working with any equipment. Inspect equipment before using it, and be sure it is operating properly. Follow the product safety signs, and use any safety features provided.

This literature has been published for worldwide circulation. The standard and optional equipment and the availability of individual models may vary from one country to the next. Case IH reserves the right to undertake modifications without prior notice to the design and technical equipment at all times without this resulting in any obligation whatsoever to make such modifications to units already sold. Whilst every effort is made to ensure that the specifications, descriptions and illustrations in this brochure are correct at the time of going to press, these are also subject to change without prior notice. Illustrations may show optional equipment or may not show all standard equipment.

Case IH recommends **AKCELA™** lubricants

CNH UK Ltd., Cranes Farm Road, Basildon, Essex SS14 3AD - © 2011 CASE IH - www.caseih.com

FARMALL C-UK-LF - Free phone 00800 22 73 44 00 - Printed in Italy - 02/11 - TP01 - Cod. 11C0001/INB

Your Case IH Dealer